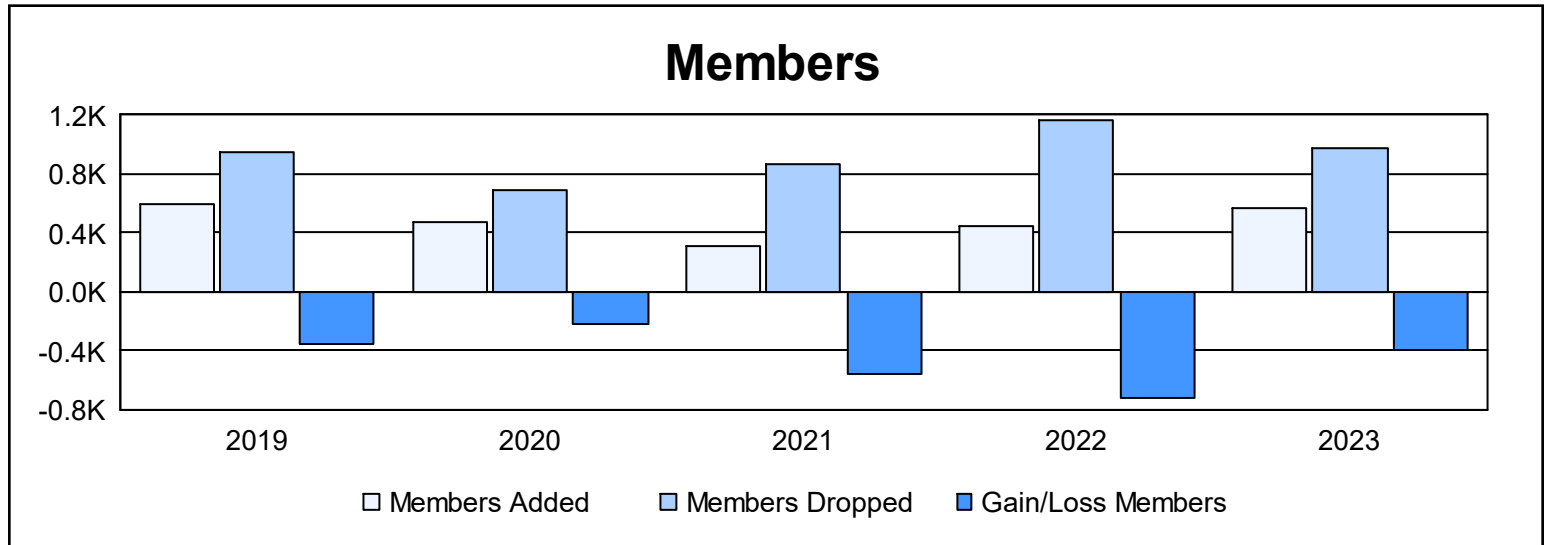
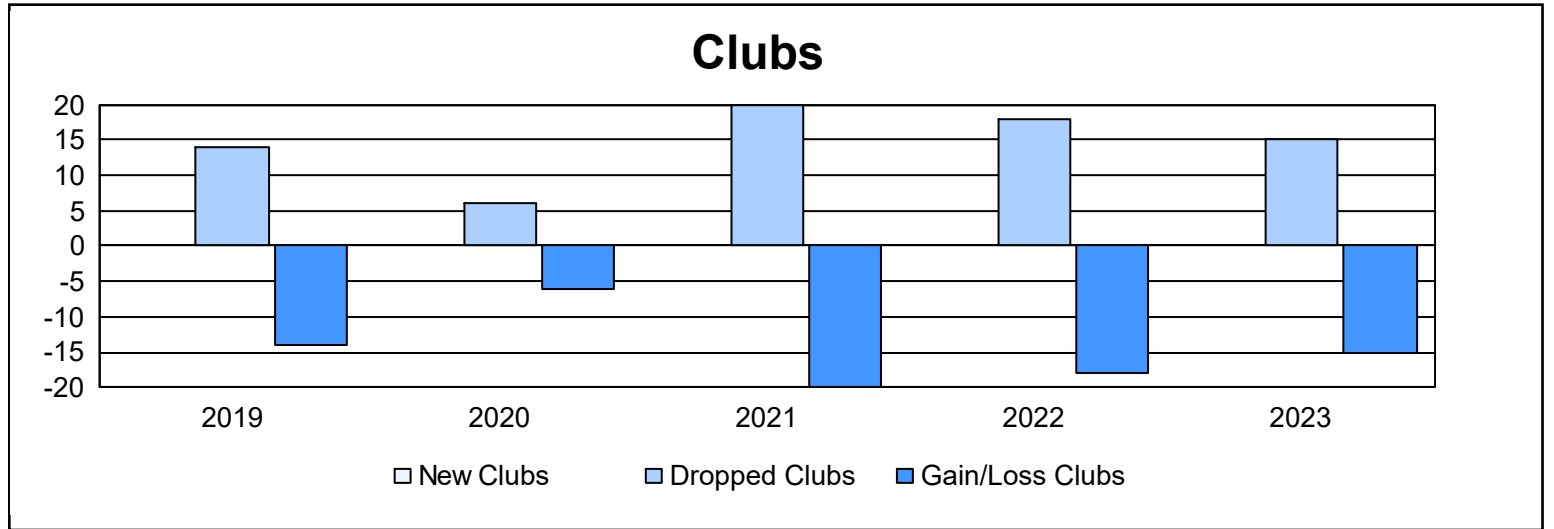
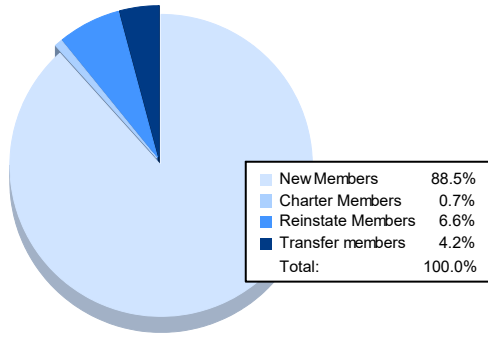


| Year           | New Clubs | Dropped Clubs | Gain/ Loss Clubs | New Members | Charter Members | Reinstate Members | Transfer Members | Total Member Added | Total Members Dropped | Gain/ Loss Members |
|----------------|-----------|---------------|------------------|-------------|-----------------|-------------------|------------------|--------------------|-----------------------|--------------------|
| 2018-2019      | 0         | 14            | -14              | 494         | 5               | 15                | 81               | 595                | 952                   | -357               |
| 2019-2020      | 0         | 6             | -6               | 388         | 6               | 15                | 62               | 471                | 696                   | -225               |
| 2020-2021      | 0         | 20            | -20              | 244         | 19              | 14                | 35               | 312                | 869                   | -557               |
| 2021-2022      | 0         | 18            | -18              | 372         | 16              | 7                 | 55               | 450                | 1,167                 | -717               |
| 2022-2023      | 0         | 15            | -15              | 506         | 4               | 38                | 24               | 572                | 972                   | -400               |
| <b>Average</b> | <b>0</b>  | <b>15</b>     | <b>-15</b>       | <b>401</b>  | <b>10</b>       | <b>18</b>         | <b>51</b>        | <b>480</b>         | <b>931</b>            | <b>-451</b>        |



### Membership Composition June 2023 Cumulative



### Gender Composition June 2023 Cumulative

